



# RX

RX 200t / RX 350 / RX 450h





## INTRODUCING THE RX

### CONTENTS

RX	»» P02 - P09
RX CONCEPT	»» P10 - P13
DESIGN	»» P14 - P17
PERFORMANCE	»» P18 - P23
FEATURES	»» P24 - P31
SAFETY	»» P32 - P33
F SPORT	»» P34 - P37
HYBRID	»» P38 - P41
SPECIFICATIONS	»» P42 - P44





















# UNMATCHED INNOVATION

---


## *RX Concept*

*Drive into the future. The RX pioneers a fresh blend of Lexus luxury with sporting performance for a fast changing world.*

---

The fourth generation RX was conceived as 'The Progressive Luxury SUV', actively embracing the pioneering spirit and values forged by previous generations of RX, then projecting them into the future. Driven by the desire to challenge the status quo and be dramatically different, 'Progressive Luxury' shapes a fresh expression of Lexus luxury to exceed expectations of what an SUV can be. One that embraces life with style, performance with pleasure, passion with perfection, in a truly leading-edge package.

The RX immediately captivates with its dynamic presence, presenting an eye-catching face to the world. The sleek, strong proportions of a large SUV create the base for exhilarating sporty driving performance and intuitive predictable handling, together with exceptional ride comfort. The smart integration of advanced technologies embodies the values RX drivers hold close, contributing to outstanding fuel efficiency and giving an active edge to driving control and peace of mind, stimulating driving pleasure every time you get behind the wheel.





The RX stays true to the progressive values embedded in its DNA, while anticipating and meeting the changing needs of an active lifestyle. Creating a fresh definition of 'Progressive Luxury' began with the RX's core dimensions, extending the wheelbase to create a strong platform for the outstanding stability at the heart of exciting sporty performance. At the same time, it enables the luxury of a spacious cabin in which to shape fresh design innovations and seamlessly integrate advanced technologies that actively enhance the driving experience.

The RX's 'Progressive Luxury' is dramatically expressed in the bold exterior styling, at once assertive and captivating, that exudes individuality in its powerful presence. It is affirmed by refinements to the engine and chassis that further extend performance limits and enhance the luxurious ride comfort, to create an exhilarating driving performance. Your driving pleasure deepens with the legendary Lexus attention to detail in the elegant interior, a refined blend of advanced technology and sophisticated craftsmanship that ensures each feature is intuitive to use and provides excellent utility.





# STUNNINGLY SOPHISTICATED

---

## *Design*


*'Seductive strength' expresses an active and energetic attitude, fusing a powerful presence with intelligent seductiveness.*

---

The RX's design concept of 'seductive strength' fuses the powerful essence of an SUV with intelligent seductiveness to take the evolution of RX DNA to a higher level. This evolution is expressed in the bold proportions of the long wheelbase and large aluminum wheels of the lower body, and a sleek elegant cabin silhouette created without compromising the spacious cabin. The front face radiates both sharpness and power, emphasized by the contrasting thin sharp upper section and bold thick lower section of the signature spindle grille.

In the cabin, the 'premium touch' of a luxury SUV is fused with 'advanced' RX DNA,

realizing an interior space with a fresh configuration that is spacious yet snug. Even as the driver's space has a separate cockpit-like feel, the openness of the design ensures the driver and front passenger stay connected. The longitudinal design motif which flows from the color head-up display across the meter hood to the center console, visually expresses movement from the display zone to the operation zone. Together with the integration of advanced technologies and an intelligent functional layout which takes into consideration the driver's movement, it realizes a cockpit space that enables the driver to concentrate on driving.





## Exterior

The bold yet sleek proportions fuse strength with seductiveness. Sharp functional components blend seamlessly with the sensual body, creating a strong design that exudes incisive elegance.



Image may vary from actual product.

## Interior

The subtle use of refined materials including metal, leather and wood creates a tasteful contrast that highlights the rich qualities of each, while blending together in the elegant ambience of the cabin.



Image may vary from actual product.





# PASSIONATELY POWERFUL

---

## *Performance*

*The RX embraces a passion for sporty performance, fusing exhilarating power with intuitive control to boost your driving pleasure.*


---

To realize the exhilarating pleasure of emotional driving performance, the RX pursued a sporty driving experience in which driver input and vehicle response become one. Bringing this experience to life began with an extended wheelbase and large wheels to create an extremely stable platform. The engine mount and sub-frame structure were refined to significantly reduce vibration and enhance the structural rigidity of the body, contributing to the excellent cornering characteristics and a sharp steering feel that responds quickly and accurately to the driver's input.

A choice of 2.0-liter twin-scroll turbocharged engine or 3.5-liter V6 engine generates the

robust responsive power at the heart of sporty performance. This power is harnessed by advanced technologies including a pre-loaded differential and Dynamic Torque Control AWD (All Wheel Drive), to ensure excellent acceleration and stability. Fine-tuning of the suspension system to deliver highly responsive and predictable handling, especially while cornering, further refines driving control.

Driving pleasure is heightened by Drive Mode Selector, which lets the driver select the RX's performance mode to suit their mood and driving style, from the efficiency of ECO Mode to the thrill of SPORT S+ Mode.







\*1 VVT-iW: Variable Valve Timing-intelligent Wide.  
 \*2 D-4ST: Direct-injection 4-stroke Superior-version with Turbo.  
 \*3 G AI: G-force with Artificial Intelligence.

**01 / 2.0-liter Twin-scroll Turbocharged Engine**  
 This newly-developed engine delivers a sophisticated fusion of exhilarating driving performance and excellent fuel efficiency. The compact high efficiency twin scroll turbocharger is combined with an Atkinson Cycle engine with Dual VVT-iW\*1. To realize optimum combustion, the innovative D-4ST\*2 features both direct and port injectors. This advanced Lexus engineering helps generate high torque from low through to high rpm ranges, high level responsiveness, as well as enhancing fuel economy.  
 (Applicable for RX 200t variants only.)

**02 / 6 Super Electronic Controlled Transmission (ECT)**  
 The newly-developed, super intelligent 6-speed automatic transmission calculates the required engine torque to deliver a high level of vehicle control in line with accelerator operation, together with a sophisticated acceleration feeling. Multi-mode Automatic Transmission and G AI-SHIFT\*3 control further contribute to the car's driving pleasure.  
 (Applicable for RX 200t variants only.)



**03 / 3.5-liter V6 Petrol Engine**  
 The V6 petrol engine with Dual VVT-iW generates exhilarating driving performance balanced by excellent fuel efficiency. The innovative D-4S fuel injection system features both direct and port injectors, to realize excellent output, torque and fuel efficiency, while complying with strict emission standards.  
 (Applicable for RX 350 variants only.)

**04 / 8-speed Automatic Transmission**  
 The super intelligent 8-speed automatic transmission features a wide gear ratio that delivers smooth starting and acceleration performance, together with excellent fuel economy, contributing to the dynamic driving performance and showcasing the RX's distinctive power and smoothness under various conditions. Multi-mode Automatic Transmission and G AI-SHIFT control further enhance driving pleasure.  
 (Applicable for RX 350 variants only.)




**05 / Dual Exhaust Pipes**  
 The dual exhaust pipes help to realize high power output. The design of the dual diffusers and integration of the baffle plates into the rear bumper accentuate the expression of sporty power.



**06 / Dynamic Torque Control AWD**  
 The electronically-controlled system continually varies distribution of drive power to the rear wheels, switching from front-wheel drive to AWD to realize handling stability to suit the driving conditions, especially while cornering, together with excellent fuel economy.





07 / Shock Absorbers

Careful refining of each shock absorber component optimizes damping force, helping to smooth minor road inputs and absorb larger jolts, maintaining a supple feel for agile handling together with excellent ride comfort.



08 / Front and Rear Suspension

The MacPherson strut front suspension and trailing-arm double wishbone rear suspension contribute to the excellent stability and steering response, heightening driving pleasure. Optimizing the individual components including the coil springs, stabilizers, and shock absorbers, realizes luxurious ride comfort, even on long drives.



09 / Chassis

The foundation for the RX's exhilarating performance and responsive sporty handling is a lightweight, high rigidity body structure. It is made from hot-stamp, high-tensile steel and aluminum, with strategically positioned reinforcements, using innovative production technologies including laser screw welding and body adhesives. Optimizing the engine mounting helps minimize engine movement for quicker engine inertia response against lateral G while cornering, contributing to highly predictable handling. It also isolates engine vibration, enhancing the luxurious ride comfort.

10 / Pre-loaded Differential

This innovative differential pre-loads torque under light loads or low rotational speed, contributing to highly-precise steering for excellent straight-line stability and acceleration performance.

11 / Aerodynamics

A comprehensive approach to aerodynamics contributes to quiet comfort in the cabin, fuel-efficient performance, low sensitivity to wind turbulence, and excellent handling stability even during high-speed driving. Optimizing the body design, including the bumpers, rear spoiler and corner fins, is complemented under the body by a flat floor, engine and lower arm covers, spats on all four wheels, and aero stabilizing fins.



# ELEGANT INDULGENCE

---

## Features

*The RX anticipates the future with refined features that blend advanced technology and incisive design with Lexus quality.*

---

A closer acquaintance with the RX reveals its core values are embedded in every facet, deepening the feeling of pleasure that grows each time you drive. The sharp and powerful face which integrates energy-efficient triple L-shaped LED headlamps units, and signature Lexus arrowhead-shaped LED DRL (Daytime Running Lights) illumination, is matched by distinctive LED rear combination lamps that wrap around the side. A large rear spoiler accentuates the flowing design, and further enhances aerodynamics for sporty driving. The thoughtful convenience of illuminated door handles and the touchless power back door provide an introduction to Lexus luxury even before you get in.

Inside the spacious cabin, the sophisticated features show the future of luxury in the confident provision of refined functionality, outstanding comfort and personal pleasure. The renowned Lexus quietness has been enhanced to ensure relaxed conversation, and provides an excellent ambience for the premium audio system. Advanced technologies are harnessed to display information in the meters and color head-up display, and the ability to customize your environment through the S-FLOW control of the air conditioning and intuitive controls of the Remote Touch Interface.




Image may vary from actual product.





**01 / Triple L-shaped LED Headlamps**  
The futuristic design of the distinctive 3-eye, energy-efficient L-shaped LED lamps with integrated LED DRL creates a signature Lexus arrowhead-shaped illumination. The advanced LED turn signal lamps illuminate sequentially from the inner side to the outside of the headlamps.

**02 / LED Front Fog Lamps**  
LED lamps integrated into the front bumper reduce power consumption while providing a bright beam, contributing to excellent visibility for safe driving in low light and at night.

**03 / 20-inch Aluminum Wheels**  
Like the petals of a flower, this understated yet luxurious design confidently occupies the wheel space while adding the perfect finishing touches to a car with an already unmistakable and bold appearance.

**04 / LED Rear Combination Lamps**  
The distinctive L-shaped lamps wrap around the side in a deep-set curve, creating a wide signal and projecting a strong presence. The wide LED sequential turn signal lamps illuminate from the inner to the outer side of the lamp to intuitively convey the turn direction.

**05 / Touchless Power Back Door**  
The power back door automatically opens when a hand is held above the sensor in the Lexus emblem, enabling convenient hands-free opening when your hands are full or the door is wet or dirty.  
(Applicable for RX 350 Luxury, RX 350 F SPORT & RX 450h only.)

**06 / Rear Spoiler**  
The large rear spoiler integrated into the top of the back door accentuates the flowing design and edgy sporty styling. It is angled to enhance aerodynamic performance, balancing airflow to provide excellent front tire hold. The rear wiper is integrated into the spoiler, enhancing the clean lines.

**07 / Door Handles**  
The refined design displays a warm hospitality. The dynamic shape is easy to grip. A brightened silhouette line and integrated foot area illumination on the handles guide you at night, then gently fade.

**08 / Moonroof**  
The forward position of the moonroof enhances the feeling of openness and space in the cabin. It opens and closes, tilts up and down at the touch of a switch in the overhead console. The components were refined to reduce weight, contributing to fuel efficiency.  
(Except RX 200t Premium.)






Image shown is 12.3 inch Electro multi-vision (EMV) display.



Image may vary from actual product.



**01 / Multimedia Coordination Function**

The RX's seamless integration of advanced technologies supports the coordinated display of information from the multimedia systems on the large 12.3-inch\*<sup>1</sup> or 8-inch\*<sup>2</sup> Electro Multi-Vision (EMV) display in the center of the instrument panel and the 4.2-inch\*<sup>3</sup> color TFT (Thin Film Transistor) multi-information display in the meter cluster.

For convenience, audio system information, incoming mobile calls, and some navigation on the EMV display can also be displayed on the multi-information display, and controlled using switches on the steering wheel.

**02 / Color Head Up Display**

The large color head up display projects a range of frequently checked driving information and warnings on the lower windshield glass in the driver's line of sight, requiring only a movement of the eyes to see it.

(Applicable for RX 350 F SPORT & RX 450h only.)

**03 / Meters**

A subtle luxury touch is the design of the meters which fuses the simple functionality of 4-dial analog meters with a hi-tech digital display. The large analog speedometer and tachometer have three-dimensional meter faces for excellent visibility.

**04 / S-FLOW Control (Energy Saving Airflow Control)**

The S-FLOW control measures the temperature setting, cabin temperature, outside temperature and direct sunlight. It then optimizes control of the air conditioning airflow volume and vents, taking into account where occupants are sitting, to provide excellent comfort while enhancing fuel economy.

**05 / Remote Touch Interface**

Simple operation that includes enter switches integrated on both sides and a back switch lets users interact intuitively with the navigation and audio systems on the EMV display, for easy control of the systems. (Except RX 200t Premium only.)

**06 / Mark Levinson Audio System**

The Mark Levinson Premium Surround Sound System features 15 GreenEdge ultra-high efficiency speakers that generate outstanding output while significantly reducing energy consumption. The system also incorporates Clari-Fi technology which analyzes compressed digital music sources in real time and intelligently restores the high fidelity no matter what the music source, creating rich low-range tones and beautiful mid- to high-range tones for the enjoyment of occupants in every seat. (Applicable for RX 350 F SPORT & RX 450h only.)

\*<sup>1</sup> Applicable for RX 350 Luxury, RX 350 F SPORT & RX 450h only.

\*<sup>2</sup> Applicable for RX 200t variants only.

\*<sup>3</sup> Applicable for RX 200t Premium, RX 200t Luxury, RX 350 Luxury & RX 450h only.





Image shown is RX 350 Luxury.

**07 / Luggage Space**

The focus on creating a spacious cabin ensures the RX has ample capacity to carry five people and their luggage. The power back door opens wide to provide easy access to a large luggage space that can accommodate four full-set golf bags or four suitcases, while carrying three passengers in the rear seats. A temporary stowage space behind the rear seats for the tonneau cover enables the luggage space to accommodate larger items.



**08 / Power Back Door**

Convenient controls for the power back door are set in the instrument panel and Electronic Key. Pressing twice on the additional closing switch located in the bottom of the back door closes and locks the door automatically. A memory function lets users set the opening clearance.

**09 / Power Folding Rear Seats**

Enhancing versatility and convenience, the rear seats can be reclined at the touch of a button integrated into each rear seat. They can also be folded flat or upright using switches in the rear seats and side of the luggage space. (Except RX 200t Premium only.)



**10 / Wireless Charger**

This thoughtful charging tray in the center console box enables wireless charging of batteries in Qi-compatible smartphones and electronic devices simply by placing them on the charger tray. For non-compatible phones, an additional external receiver is required. (Except RX 200t Premium only.)

**11 / Rear Door Window Sunshades**

Manual sunshades on the rear door windows give rear seat passengers convenient control over heat and light. Eliminating gaps between the shades and window trim helps ensure no sun comes directly into the rear seats.

**12 / Rear Seats**

The refined comfort of the rear seats is based on the spacious packaging that enables excellent seating posture and headroom, and a natural foot position for relaxed comfort. Seat recline and slide functions let passengers tailor their position to further enhance ride comfort.



# SOUNDLY SAFE

## Safety

Enhancing driving pleasure, the RX integrates advanced active control technologies to assist safe driving and give you peace of mind.

The RX brings the future to life where it matters most, contributing to your peace of mind. An integrated approach to active safety begins with refining the packaging to provide excellent visibility, including thin front pillars and careful positioning of the door mirrors. It is complemented by advanced technologies to actively assist driving control. RCTA (Rear Cross Traffic Alert) and a panoramic view monitor provide additional checks of your surroundings while getting in and out of

parking spaces, helping to achieve a level of safety appropriate for a premium SUV.

In the event of an accident, occupant protection is integrated into the core of the RX, with a high rigidity body structure designed to help disperse crash energy, and a high-strength body frame to help suppress distortion of the cabin. Inside the cabin, there are 10 SRS (Supplemental Restraint System) airbags to help reduce the impact to occupants in a collision.

## SAFETY



### 01 / Blind Spot Monitor System (BSM)

When the quasi-millimeter-wave radars in the rear bumper detect vehicles in adjacent lanes that aren't visible in the door mirrors, the system activates a warning indicator in the relevant door mirror the moment a vehicle enters this blind spot.

### 02 / Rear Cross Traffic Alert (RCTA)

To assist safe reversing, RCTA uses quasi-millimeter-wave radars in the rear bumper to detect approaching vehicles in difficult-to-see areas behind the vehicle. When an approaching vehicle is detected, RCTA alerts the driver using a buzzer and indicator in the relevant door mirror.

### 03 / LED Wide-angle Cornering Lamps

Compact, bright and energy-efficient, the LED wide-angle cornering lamps provide additional illumination in the direction of travel, to the side and above, enhancing pedestrian visibility when turning at intersections.

### 04 / Ten SRS Airbags

The RX features dual-stage SRS airbags (Front seats), SRS knee airbag (Driver's seat), SRS cushion airbag (Front passenger's seat) that supports seatbelt restraint by lifting the front edge of the seat cushion during a frontal collision, SRS side airbags (Front and outboard rear seats), and SRS curtain shield airbags (Front and rear door windows).<sup>\*1</sup>

### 05 / Panoramic View Monitor

To help check the surroundings, the system shows a bird's-eye view of the vehicle on the EMV display, using a composite image taken by cameras mounted on the front, sides, and rear of the vehicle. In addition, a see-through view provides an image as seen through the body, and enables a specific point to be selected and enlarged for a more careful check.<sup>\*2</sup> (Except RX 200t Premium only.)

<sup>\*1</sup> The SRS airbags are supplemental devices to be used with the seatbelts. The driver and all passengers in the vehicle must wear their seatbelts properly at all times. Never install a rear-facing CRS (Child Restraint System) on the front passenger's seat. For a forward-facing CRS, it is recommended you use it in the rear seats. Please do not use accessories for the seats which cover the parts where the SRS side airbags should inflate. Such accessories may prevent the SRS side airbags from activating correctly, causing serious injury (Lexus genuine seat covers are specifically designed for models equipped with the SRS side airbags. To find out about availability in your area, please inquire at your local dealer). The photo shows all the SRS airbags activated for display purposes only (the SRS side and curtain shield airbags only inflate on the side of the collision in an actual accident). For details on these and other important safety features, be sure to read the Owner's Manual carefully.

<sup>\*2</sup> The area the cameras can show is limited. Be sure to visually check your surroundings before you proceed.



# TRACK-BRED PEDIGREE

---

## F SPORT

*Lexus F DNA injects the aggressive styling and an exhilarating performance edge of F SPORT driving into the RX.*

---

Lexus created the exclusive F SPORT package to inject the thrill of sports performance into RX driving, with sports-focused refinements of the design, performance and features. An aggressive F SPORT attitude is instantly projected by the large 20-inch aluminum wheels, and the exclusive front grille mesh and lower spoiler with integrated satin-finish chrome plated lower protector that visually lower the center of gravity. The satin-finish chrome plated lower rear bumper, black door mirrors, and discreet F SPORT emblems on the front fenders reinforce the distinctive premium sports SUV attitude.

In the driver's seat, the feeling of sports driving control is compelling and immediate. The extra support of the seat, dimpled leather steering wheel and shift lever knob, custom sports meters and displays, and drilled aluminum pedals give a sports edge to driving control. This feeling of control is transformed into F SPORT exhilaration by fine-tuning of the front and rear suspension, and the ability to customize Drive Mode Selector to enhance handling stability and sharpen response. The high performance exhilaration is further heightened by the aural thrill of the sound generator when you depress the accelerator.







A\_Front mesh grille / B\_Front bumper / C\_Aluminum wheels / D\_Door mirrors / E\_Front fender emblems



**01 / Drive Mode Selector**  
 Drive Mode Selector provides integrated control of multiple systems to let you tune performance to suit your driving style. On vehicles equipped with AVS (Adaptive Variable Suspension system), you can select and change between NORMAL, ECO, SPORT S and SPORT S+ Modes. In addition, CUSTOMIZE Mode enables drivers to set their preferred settings for the powertrain, AVS, EPS (Electric Power Steering) and air conditioning.



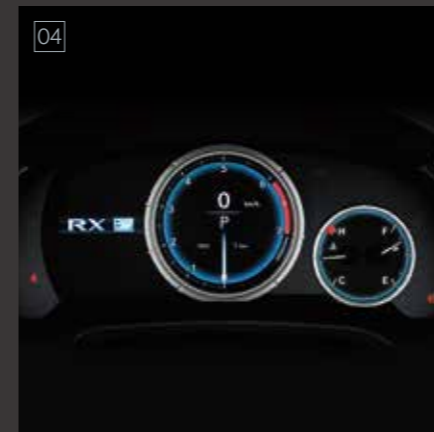
**02 / Sound Generator**  
 Heightening the emotion and excitement of sports driving, the sound generator boosts the sound pressure level in the engine air intake at different resonate frequencies, to generate a thrilling F SPORT engine note when you accelerate.  
 (Applicable for RX350 F SPORT only.)



**03 / F SPORT Front Seats**  
 The front sports seats are the product of an innovative 'integrated foaming' manufacturing process. They provide a blend of refined comfort with firm support and excellent holding performance for sports driving.



F\_Meters & multi-information display / G\_Steering wheel / H\_Aluminum pedals / I\_Shift lever knob / J\_Trim (Aluminum) / K\_Scuff plates



**04 / F SPORT Meters**  
 Dynamically displaying sports performance, the exclusive F SPORT analog tachometer features a large silver ring with an illuminated needle, and a precision digital speedometer and shift position/Drive Mode Selector indicators in the center. The 8-inch color TFT (Thin Film Transistor) multi-information display heightens the immediacy of your F SPORT driving experience.



**05 / Adaptive Variable Suspension System (AVS)**  
 AVS optimally controls the damping force of the shock absorbers on all four wheels in response to driver input and road surface conditions, contributing to the excellent ride comfort and handling.



**06 / G-Sensor**  
 Every spirited drive is given informative context with the G-Sensor. While driving, a G-ball is illustrated to move in response to the vehicle's lateral and longitudinal forces, displaying the peak force in each direction. Display bars indicate the steering angle, throttle opening angle and hydraulic brake pressure.



# EFFICIENT EXHILARATION

---

## Hybrid

*Efficiency and exhilaration  
become one for environmental and  
economical excellence.*

---

The Lexus RX is a leader in luxury and refinement, so it makes sense for it to champion efficient energy usage. At the same time, its power and performance must deliver the awe-inspiring substance to its breath-taking style.

Exhilaration and efficiency begins at the heart of a vehicle. Larger engine sizes have long been correlated with reduced efficiency, but with the Lexus Hybrid Drive system, the 3.5-liter V6 Atkinson delivers outstanding performance and excellent fuel efficiency. You might even be surprised to learn that there are two engines on the hybrid RX.

Specifically, a fully electric motor powers the rear wheels independently of the gasoline engine, capable of transferring more power and thus more grip to the rear wheels if the front wheels start to slip.

This additional engine even generates its own energy through regenerative braking for later use, further reducing the burden on the gasoline engine. All this means you can even experience greater exhilaration even while enjoying excellent fuel efficiency.







Image may vary from actual product.

**01 / Hybrid System**

For dynamic driving and exceptional environmental performance, Lexus Hybrid Drive intelligently combines the power of a highly-efficient 3.5-liter V6 petrol engine with electric power from a high-output motor.

\*1 VVT-iW: Variable Valve Timing-intelligent Wide.  
D-4S: Direct injection 4 stroke gasoline engine Superior version.

**02 / 3.5-liter V6 Hybrid Engine**

The V6 hybrid Atkinson Cycle engine features Dual VVT-iW and advanced D-4S fuel injection system to deliver exciting performance with outstanding drivability, excellent fuel efficiency, and reduced emissions.\*1



**03 / E-Four (Electric Four-wheel Drive)**

E-Four uses a rear motor that operates independently from the front motor to optimize distribution of front and rear drive force. In addition, it features slip and yaw rate feedback controls, for excellent vehicle stability in a wide range of driving conditions.



**04 / Metallic Cover**

The metallic cover of the lower rear bumper contributes to the excellent aerodynamics, with clean lines that communicate a subtle yet distinctive identity suitable for a hybrid.

**05 / 20-inch Aluminum Wheels with Color Trims**

New 20-inch wheel that comes with a unique color trim to complement the body paint of your car.  
(Color trim is applicable for RX450h only.)



## SPECIFICATIONS

ENGINE		RX 200t Premium	RX 200t Luxury	RX 200t F SPORT	RX 350 Luxury	RX 350 F SPORT	RX 450h
Type		In-line 4, 16-valve, Twin-scroll Turbocharged			V6, 24-valve, DOHC		V6, 24-valve, DOHC Atkinson Cycle Engine
Variable Valve Timing		Dual VVT-iW					
Displacement	cc	1,998			3,456		
Bore & Stroke	mm	86.0 x 86.0			94.0 x 83.0		
Compression Ratio		10.0 : 1			11.8 : 1		13.0 : 1
Max. Output	hp / rpm	235 / 4,800 - 5,600			295 / 6,300		258 / 6,000
Max. Torque	Nm / rpm	350 / 1,650 - 4,000			370 / 4,600 - 4,700		335 / 4,600

HYBRID SYSTEM									
System Combined Output	kW (hp)	-					230 (308)		
Front Motor	Type	-					Permanent Magnet Synchronous Motor		
	Max. Output	kW	-					123	
	Max. Torque	Nm	-					335	
Rear Motor	Max. Output	kW	-					50	
	Max. Torque	Nm	-					139	
Maximum System Voltage	V	-					650		
Battery	Type	-					Nickel-Metal Hydride (Ni-MH)		

PERFORMANCE								
Top Speed	km / h	200						
Fuel Consumption (Combined)	Liter / 100km	8.4			9.6		5.7	
CO <sub>2</sub> Emission (Combined)	g / km	195			223		131	

TRANSMISSION								
Transmission		6-speed Super Electronically Controlled Transaxle A/T			8-speed A/T		E-CVT	
Drive System		Dynamic Torque Control AWD						E-Four

CHASSIS								
Suspension	Front	MacPherson Strut						
	Rear	Double Wishbone						
Brakes	Front	Ventilated Disc						
	Rear	Ventilated Disc						
Auto Start / Stop System		With			Without		With (Hybrid Eco Start / Stop)	
Steering		Electric Power Steering (EPS)						
Adaptive Variable Suspension		Without	With	Without	With	Without		
Tires		235/55 R20						
Spare Tires		Temporary T165 / 90D / 18						
Wheels		Aluminum 20"						
Drive Mode Selector		ECO / NORMAL / SPORT	ECO / NORMAL / SPORT / SPORT+ / CUSTOMIZE	ECO / NORMAL / SPORT	ECO / NORMAL / SPORT / SPORT+ / CUSTOMIZE	ECO / NORMAL / SPORT / EV		

DIMENSIONS & WEIGHT								
Overall	Length	mm	4,890					
	Width	mm	1,895					
	Height	mm	1,690			1,685		
	Wheelbase	mm	2,790					
Tread	Front	mm	1,640					
	Rear	mm	1,630					
Curb Weight	kg	2,070			2,085		2,210	
Gross Vehicle Weight	kg	2,575					2,715	
Min. Ground Clearance	mm	200						
Boot Capacity	Liter	453						
Fuel Tank Capacity	Liter	72						
Min. Turning Radius	m	59						

EXTERIOR							
Headlamps	Type	Triple L-shaped LED					
	Leveling	Auto					
	Washer	With					


EXTERIOR		RX 200t Premium	RX 200t Luxury	RX 200t F SPORT	RX 350 Luxury	RX 350 F SPORT	RX 450h
Rear Fog Lamps		With					
Rear Combination Lamps		With (LED Stop & Tail Lamps)					
Sequential Signal Lamp		With					
Wipers	Rain Sensor	With					
	Intermittent Wipers	With					
Side Mirrors		Auto Fold & Retract, Electro Chromic, Heater with Memory					
Exterior Grille		Normal Grille		F SPORT Grille	Normal Grille	F SPORT Grille	Normal Grille
Moonroof		Without	With				
Rear Spoiler		With					
Power Back Door		With			With (Touchless)		
Roof Rails		Without		With	Without	With	Without
Smart Entry System		With	With (Additional Smart Card Key)				
Daytime Running Lights		With (LED)					
Front Fog Lamps		With LED (Cornering Function)					

INTERIOR							
Finishing		Leather & Luxury Trim		Leather & F SPORT Trim	Leather & Luxury Trim	Leather & F SPORT Trim	Leather & Luxury Trim
Steering	Type (Column)	Power					
	Material	Leather & Wood		Leather	Leather & Wood	Leather	Leather & Wood
	Shift Paddles	Without		With	Without	With	Without
	Multi-function Switch	With					
Push Start Ignition		With					
Meter Combination Illumination		With		With (F SPORT Type)	With	With (F SPORT Type)	With
Illumination Entry System		With					
Multi Information Display (MID)		With (4.2")		With (8.0")	With (4.2")	With (8.0")	With (4.2")
Cruise Control		With					
Air Conditioner		Dual Zone					
Aircond Rear Duct		With					
Inside Rear View Mirror		Electro Chromic					
Lamps	Door Trim Illumination Lamps	With					
	Front Passenger Seat Illumination Lamp	With					
	Luggage Room Lamp	With					
	Front Dome Lamp	With					
	Rear Dome Lamp	With					
	Center Box Lamp	With					
	Console Box Lamp	With					
	Glove Box Lamp	With					
	Foot Lamps	With					
	Door Handle Lamps	With					
	Front Sun Visor		With Vanity Mirror, Lamps & Ticket Holder				
Parking Brake		Electric Parking Brake					
Power Window		With (Auto Up & Down)					
Clock		Analog (With GPS Function)					
Audio System		Lexus Premium Audio, 12-speaker, MP3, WMA, AM/FM, AAC, MP4, M4V, WMV, AVI & JPEG				Mark Levinson Audio, 15-speaker, MP3, WMA, AM/FM, AAC, MP4, M4V, WMV, AVI & JPEG	
Display Screen		8" LDA		8" EMV		12.3" EMV	
Remote Touch Controller		With (Lexus Display Audio Controller)		With (EMV Controller)			
Head-Up Display		Without				With	
Navigation System		Without		With			
Wireless Charger		Without		With			
External Audio Terminal		2 USB Ports / 1 AUX / Bluetooth					
Seat Material		Semi-aniline Leather		F SPORT Leather	Semi-aniline Leather	F SPORT Leather	Semi-aniline Leather
Front Seat	Type	Normal Type					
	Power Adjustment	D : Power 12-way ; P : Power 12-way		D : Power 10-way ; P : Power 10-way	D : Power 12-way ; P : Power 12-way	D : Power 10-way ; P : Power 10-way	D : Power 12-way ; P : Power 12-way
	Slide Adjuster	2-way					
	Vertical Adjuster	2-way					
	Height Adjuster	4-way					
	Memory Function	Driver & Passenger		Driver Only	Driver & Passenger	Driver Only	Driver & Passenger
	Lumbar Support	With 4-way (D & P)		With 2-way (D & P)	With 4-way (D & P)	With 2-way (D & P)	With 4-way (D & P)
	Easy Access	Driver Only					



## SPECIFICATIONS

INTERIOR		RX 200t Premium	RX 200t Luxury	RX 200t F SPORT	RX 350 Luxury	RX 350 F SPORT	RX 450h
Front Seat	Ventilation				With		
	Heater				With		
Rear Seat	Heater	Without					With
Rear Seat Folding		60 : 40 Split					60 : 40 Split (With Power)
Rear Side Manual Sunshades							With
Shift Lever/Knob	Type	Leather	F SPORT	Leather	F SPORT	Leather	
Storage	Glove Compartment						With
	Sun Glass Case						With
	Central Console						With
	Cup / Bottle Holders						With
	Back Pocket						With (D + P)
	Rear Seat Armrest						With
Pedals		Normal, OrganType	Aluminum, OrganType	Normal, OrganType	Aluminum, OrganType	Normal, OrganType	
Scuff Plate		With	With (F SPORT Type)	With	With (F SPORT Type)	With	
SAFETY							
<b>Active</b>							
Vehicle Dynamic Intergrated Management (VDIM)		Without	With	Without	With		
Anti-lock Braking System (ABS)					With		
Brake Assist (BA)					With		
Vehicle Stability Control System (VSC)					With		
Traction Control (TRC)					With		
Electronic Brake-force Distribution (EBD)					With	With (Regenerative Braking System)	
Hill-start Assist					With		
Brake Hold Function					With		
Tire Pressure Warning System - Auto Location (TPWS)					With		
Parking Clearance Sensor (Front & Rear)					With		
Blind Spot Monitor (BSM)					With		
Rear Cross Traffic Alert (RCTA)					With		
Rear View Camera		With	With (Panoramic View Monitor)				
<b>Passive</b>							
SRS Airbags					10		
SRS Front Airbags					Driver & Passenger		
SRS Driver Knee Airbag					With		
SRS Front Passenger Cushion Airbag					With		
SRS Front Side Airbags					With (Front & Rear)		
SRS Curtain Shield Airbags					With (Left & Right)		
Whiplash Injury Lessening Seats					With		
Seatbelts	Type	Pretensioners with Force Limiters					
	Driver	3-point ELR					
	Front Passenger	3-point ELR					
	Rear Passenger	3-point ELR					
Height Adjustable Seatbelt Anchor					With (Front)		
ISOFIX Child Seat Tethers					With (Rear Outer Seat)		
Impact Absorbing Structure For Pedestrians					With		
SECURITY							
Alarm System		Immobilizer, Siren with Back-up Battery, Intrusion & Back Glass Break Sensor					



# OWNING A LEXUS IS A JOURNEY IN ITSELF, ONE THAT IS JUDGED NOT BY MILEAGE BUT BY THE COUNTLESS PRICELESS MOMENTS.

BEGIN YOUR JOURNEY THE RIGHT WAY WITH QUALITY SERVICES DESIGNED TO ENHANCE YOUR LEXUS EXPERIENCE.



LEXUS believes that perfection lies in the details. When you purchase a LEXUS, you will experience service like no other. LEXUS CAPITAL offers you flexible financial services that enable you to be in full control of your finances, as always. Applying for financing can be handled quickly and conveniently at all LEXUS showrooms.



LEXUS ASSIST is a 24-hour roadside assistance service provided by LEXUS. You're assured of reliable assistance via this exclusive program aimed at creating a hassle-free driving experience.



LEXUS INSURANCE is a comprehensive motor insurance packaged by LEXUS to provide LEXUS owners with tailored insurance coverage for damages to the owner's vehicle as well as any liabilities incurred by the third party.



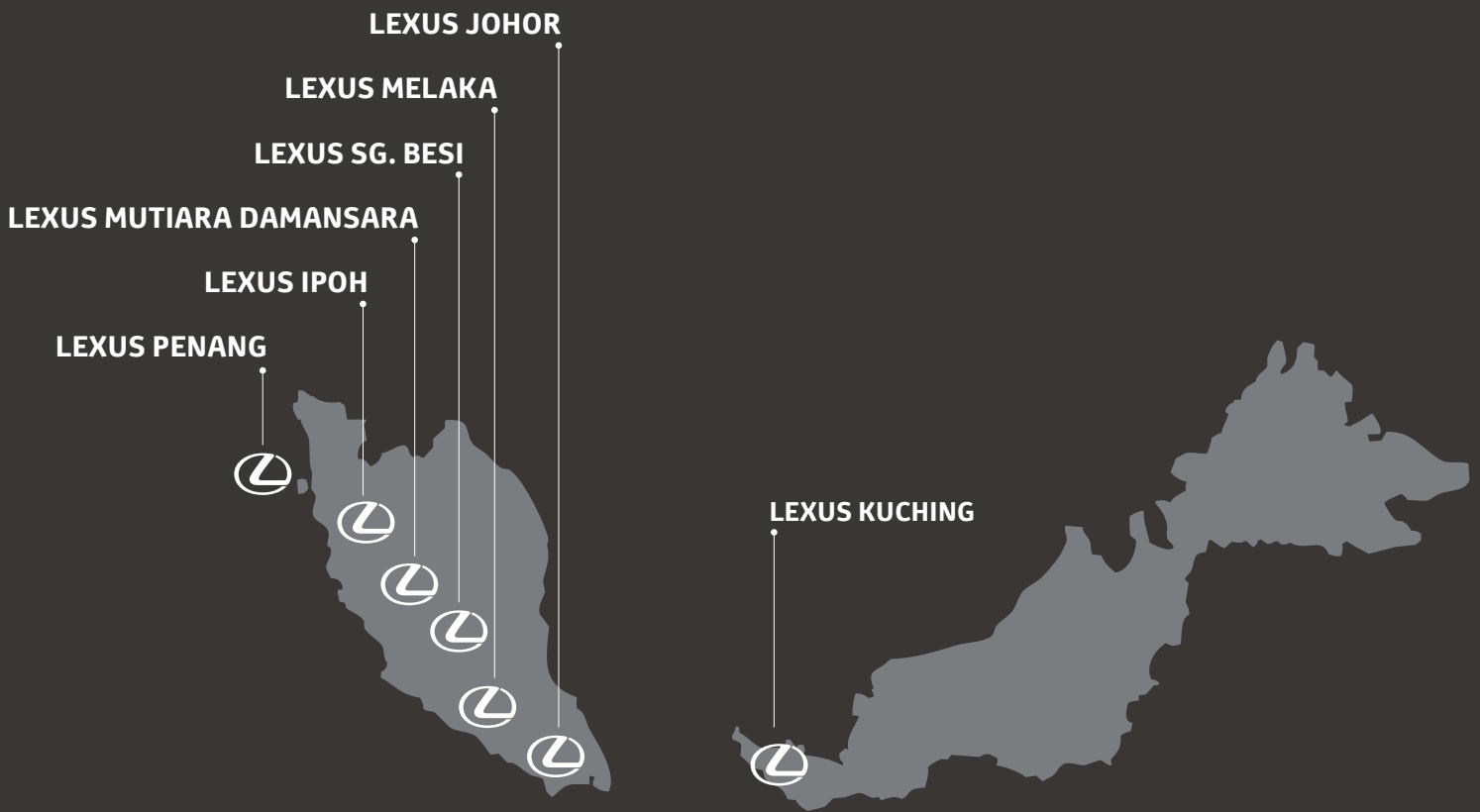
LEXUS ACCESS is a comprehensive vehicle leasing program designed to bring you even closer to driving a LEXUS. Complementing our Flexi Plan and Islamic Financing Plan, LEXUS ACCESS offers you yet another option to experience the perfection embodied by a LEXUS.



Note:

- LEXUS MALAYSIA, a division of UMW Toyota Motor Sdn. Bhd. reserves the right to alter any details of specifications and equipment without notice. Details of specifications and equipment are also subject to change to suit local condition and requirements.
- Vehicle, equipment and specifications pictured in this catalog may vary from models available locally.
- Vehicle body and accessory colors might differ slightly from the printed photos in the leaflet.
- 5-years warranty from the date of first registration with unlimited mileage. Terms and conditions apply.





---

**LEXUS MUTIARA DAMANSARA** No. 6, Jalan PJU 7/2, Mutiara Damansara, 47800 Petaling Jaya, Selangor. Tel: 03-7710 5655.

**LEXUS SUNGAI BESI** No. 314, Jalan Sungai Besi, 57100 Kuala Lumpur. Tel: 03-9222 2268.

**LEXUS PENANG** No. 26, Jalan Sultan Ahmad Shah, 10050 Pulau Pinang. Tel: 04-250 3888.

**LEXUS IPOH** No. 91, Jalan Tunku Abdul Rahman (Jalan Kuala Kangsar), 30010 Ipoh, Perak. Tel: 05-506 6688.

**LEXUS MELAKA** No. 2A, Jalan Autocity 6, Persiaran Autocity, 75450 Ayer Keroh, Melaka. Tel: 06-233 0088.

**LEXUS JOHOR** No. 77, Jalan Geroda 1, Off Jalan Cenderawasih, Larkin, 80350 Johor Bahru, Johor. Tel: 07-233 7777.

**LEXUS KUCHING** Lot 12648, Block 16, KCLD, Jalan Datuk Tawi Sli, 93250 Kuching, Sarawak. Tel: 082-466 199.

Toll Free Line: 1-800-88-53987 (Monday - Friday, 8.00am - 5.30pm)



## EXTERIOR COLORS



Platinum Silver Metallic <1J4> (Not available for F SPORT variants.)



White Nova Glass Flake <083> (Exclusive for F SPORT variants only.)



Sonic Quartz <085> (Not available for F SPORT variants.)



Sonic Titanium <1J7>



Red Mica Crystal Shine <3R1>



Graphite Black Glass Flake <223>



Amber Crystal Shine <4X2> (Not available for F SPORT variants.)



Deep Blue Mica <8X5>



Heat Blue Contrast Layering <8X1> (Exclusive for F SPORT variants only.)

EXTERIOR COLOR	CODE	RX 200t Premium	RX 200t Luxury	RX 200t F SPORT	RX 350 Luxury	RX 350 F SPORT	RX 450h
Platinum Silver Metallic	1J4	•	•	—	•	—	•
White Nova Glass Flake	083	—	—	•	—	•	—
Sonic Quartz	085	•	•	—	•	—	•
Sonic Titanium	1J7	•	•	•	•	•	•
Red Mica Crystal Shine	3R1	•	•	•	•	•	•
Graphite Black Glass Flake	223	•	•	•	•	•	•
Amber Crystal Shine	4X2	•	•	—	•	—	•
Deep Blue Mica	8X5	•	•	•	•	•	•
Heat Blue Contrast Layering	8X1	—	—	•	—	•	—

## INTERIOR COLORS

### (SEMI-ANILINE LEATHER)



Black




Noble Brown



Shimamoku

### (TRIM)


### (F SPORT LEATHER)



Dark Rose (F SPORT package)



Black (F SPORT package)



Aluminum

MATERIAL	CODE	RX 200t Premium	RX 200t Luxury	RX 200t F SPORT	RX 350 Luxury	RX 350 F SPORT	RX 450h
Leather Type	—	Semi-aniline	Semi-aniline	Smooth	Semi-aniline	Smooth	Semi-aniline

### INTERIOR / TRIM COLOR

	CODE	RX 200t Premium	RX 200t Luxury	RX 200t F SPORT	RX 350 Luxury	RX 350 F SPORT	RX 450h
Black / Shimamoku	21	•	•	—	•	—	•
F SPORT Black / Aluminum	25	—	—	•	—	•	—
F SPORT Dark Rose / Aluminum	30	—	—	•	—	•	—
Noble Brown / Shimamoku	41	•	•	—	•	—	•